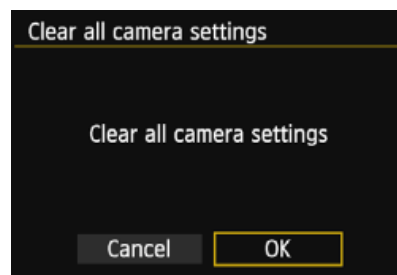
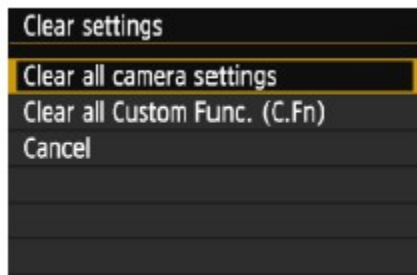


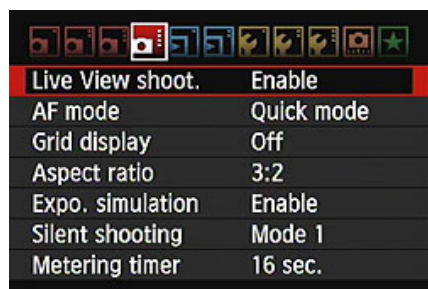
How to Reset Camera Settings



1. Press the **MENU** button (on the bottom back left side of your camera).
2. Scroll the dial to select the **Setup 3** tab.
3. Scroll down the dial to select the **Clear Setting** and press **SET** button.
4. Highlight the **Clear all camera settings** and press **SET** button.
5. When the display ask you, select **OK** and press **SET** button.



6. Select the **Camera Setting 2** tab.
7. Highlight the **Auto power off** and press **SET** button.
8. Highlight the **Disable** and press **SET** button.



9. Select the **Live View 4** tab.
10. Highlight **Metering Timer** and press **SET** button.
11. Highlight **30 min** and press **SET** button.